

John R. Lewis HS

Class of 2021
Graduation Rehearsal
Reminders



New Reminders for Families

- Please be sure all laptops, supplies, etc have been turned in; this is a requirement before receiving diploma next week
- Please do not bring any celebratory balloons, cowbells, or noise makers; they will not be allowed into the stadium
- Please limit the use of umbrellas while in the bleachers; we do not want to block the view of others in attendance
- Plan C information Preview –
 - We are believing in perfect weather June 1st (Plan A)
 - If not, expect it to be great June 2nd @ 6pm (Plan B)
 - *IF Plan C is needed due to weather on both June 1st & 2nd, we will have 2 in-door ceremonies on June 2nd.
(Last Names **A-K** 4pm, **L-Z** 7pm)



Graduation Info

- Graduation is a dignified, formal ceremony to celebrate your accomplishments. Decorum should be maintained out of respect for each graduate so that each student's name can be heard as they walk across the stage.
- All attendees should continue to demonstrate respect for self and others on graduation day.
- Applause, cheering, supporting students & staff is encouraged...let's have fun!



Graduation Info

- No pointed heels at graduation so our turf field is not damaged.
- Graduates should bring only:
 - Car key
 - Face Mask (**NEW!** not required for graduates or families outdoors...**one is required indoors**)
 - Bobby pins (if needed)
 - Special/Unique cases, talk with Ms. Harrison or Ms. Hudson.



Graduation Info

- Steam your gowns in the shower – DO NOT IRON your gowns.
- Be mindful of what pants, shoes, dresses you select. You will have these photos forever!
- If you have earned a stole or cord, ask your sponsor for it if you have not received it.



Parking on Graduation Day

- Each graduate will have one parking space on campus for you and your family. You must display the parking pass on top/cener of windshield; please affix with tape so it is clearly visible.
- Satellite parking will be available:

@Springfield Mall* (Men's Warehouse)

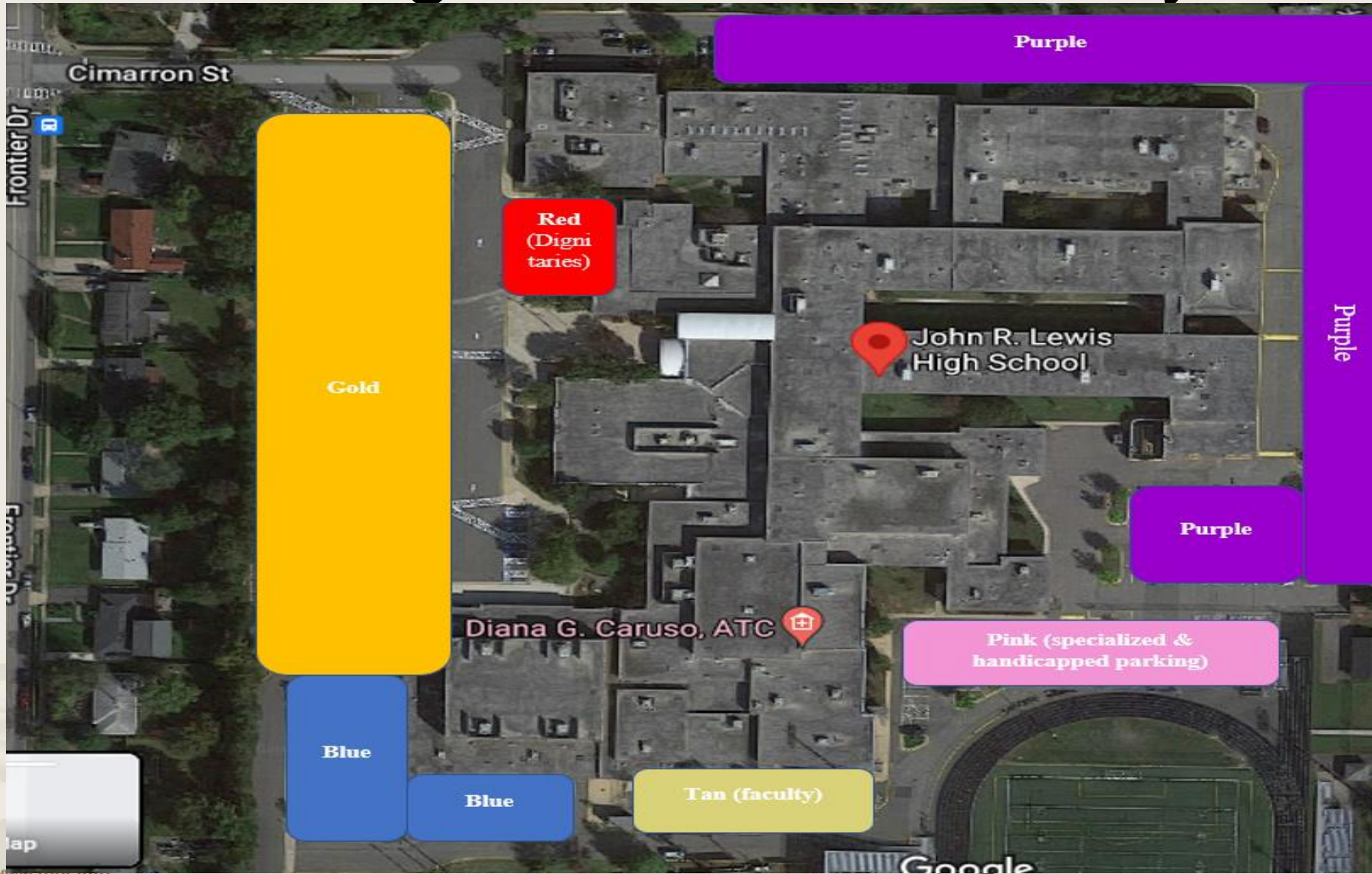
*Shuttle bus provided from Men's Warehouse

@Key Middle School

@Forestdale Elementary



Parking on Graduation Day



June 1st - Graduation

- Graduates arrive with their cap/gown draped over their arm by 4:30pm.
- Graduates only – Enter through Door 1 (Main Entrance).
 - Graduates will proceed past the Career Center & the Auditorium toward the Main Gym
 - You will move through a search line before entering the main gym
- Students stay seated prior to the ceremony.
- School staff will be supporting students prior to, during, and after the ceremony.
- **Graduates will sit 3+ feet apart on the field.**



June 1st - Graduation

- Walk across the stage only when you hear your name.
- Walk on the line and turn corners sharply.
- Staff who will assist you in the Main Gym & on the field:
 - Mr. Acevedo
 - Mr. Harmon
 - Ms. Petty
 - Ms. Clouse
 - School Counselors
 - Teachers
 - School Administrators



After the Ceremony

- Victory Lap on the field...follow Principal Smith.
- After the ceremony/victory lap, graduates will return in alpha order to the Main Gym to quickly pick up diplomas from counselors.
- Graduates should pre-plan where/when to meet their families afterwards.

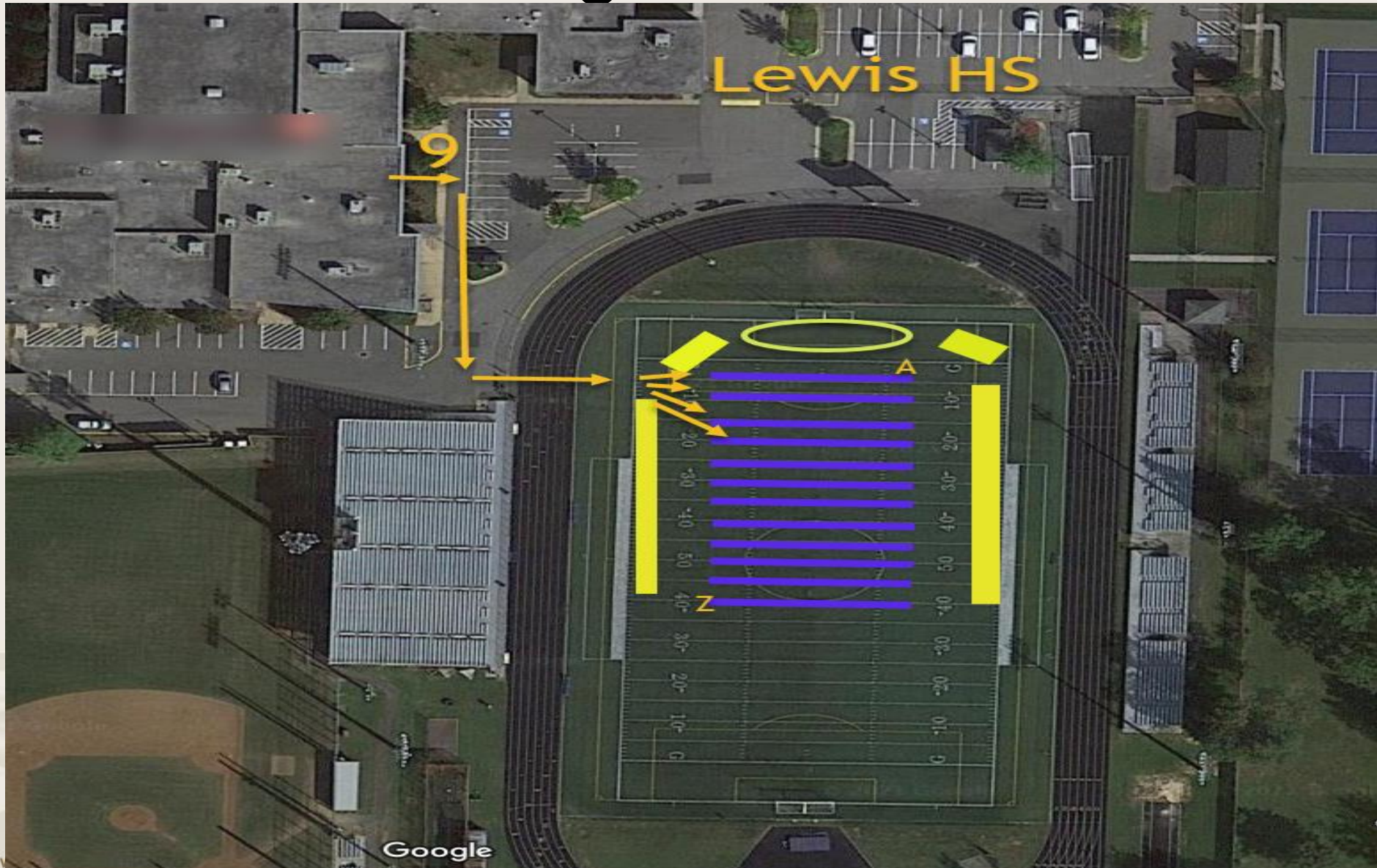


Photo Opportunities

- Students and families are invited to our school the week of 5/24 and the week of 6/2 to take photos.
Recommended locations are:
 - The Main Entrance & the Rock
 - Exterior Murals (by Door 14)
 - Interior Mural (Main Lobby)
- Please plan to be at each location for 1-2 minutes if other families are waiting.
- We do not recommend families plan to take all photos at graduation based on time constraints, lighting, and space limitations.




Processing Onto the Field



Walking Across the Stage



Walking Across the Stage



Walking Across the Stage

- What to do...
 - Walk to the stage and maintain your 3' distance from your classmates.
 - Accept diploma cover.
 - Off stage, pause for a photo.
 - Return to your seat. Stay standing until the last person in your row is there. Sit down as a family/unit.
 - Walk with sharp corners upon entry and exit.
- What not to do...
 - Physical contact (no shaking hands, etc.)



Processing Off of the Field



After Graduation

- Graduates: stay in your lines and return to your seat in the Main Gym.
- Retrieve your diploma.
- Exit the building and meet your family.
- Don't forget to thank your parents, loved ones, teachers, and friends for supporting you in reaching this accomplishment!



**Congratulations, Class
of 2021!**

